



Stylistic[®] 3000

Insulated Residential Garage Doors



**Stylish
Durable
Safe**

✓ **LIFETIME**
LIMITED WARRANTY

MAXIMUM
R-VALUE



...because we understand all the elements of life.

3-Layer Construction: Steel/Polyurethane/Steel 1-3/8" (35mm) Thick Insulated Steel Garage Door



Stylish Design

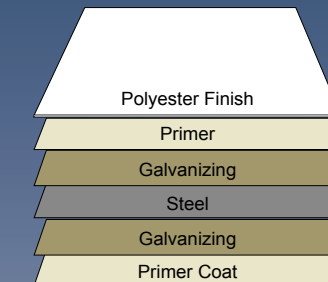

- Detailed raised panel design provides natural wood appearance
- Custom heights and widths are available for virtually any size
- Powder coated hardware optional
- Various window design inserts add elegance to any home



16' x 7' – Sandtone with Bradford Lead-Look Glazing

Industry Leading Safety Features:

1. Patented Pinch Resistant Joint on Interior and Exterior prevents injury by gently pushing fingers away from section joints - US Patent# 6,363,993 other patents pending
2. Tension Safe cable attachment eliminates injuries if bottom bracket is removed
3. Secure Hook interlocks door sections for added strength and security
4. Environmentally Friendly Polyurethane Insulation 100% CFC free



Exterior and interior steel skins are hot dipped, galvanized, primed and pre-finished with a polyester topcoat and embossed with a detailed wood grain pattern



Standard 3-Year limited hardware warranty on all moving and non-moving parts

Optional Upgrade - Continuous Pivoting Bracket doubles the hardware warranty to 6-years


Energy Efficient

Polyurethane Insulation
100% CFC free

Foam-in place insulation will significantly enhance panel strength and improve energy efficiency

Exceptional Quality & Lasting Durability

5. Sweeping Action Weather Seal between every joint protects against wind, rain, snow, and air infiltration
6. Pivoting Chamber acts as added reinforcement to strengthen door section
 - No protruding or sharp parts
 - Quiet Operation
 - Virtually maintenance free



Optional Upgrade - Continuous Pivoting Bracket

- 6-year warranty
- Provides sleek and clean interior appearance
- Offers additional barrier against air infiltration

